

Community Impact

July 1, 2020 – June 30, 2021



With your support, Animal Humane Society continues to advance animal welfare and shape the way organizations care for animals and engage their communities. Although the COVID-19 pandemic temporarily reduced our program capacity throughout FY20 and FY21, in a typical year we care for more than 23,000 dogs, cats, and critters in our shelters and provide programs and services that positively impact the lives of more than 100,000 animals across Minnesota.

13,126

animals arrived at AHS



10,144

animals adopted

595

reunited with
their owners

1,172

cats returned
to field

161

transferred to
animal welfare partners

12,072

animals placed

93.9%

placement rate

10 DAYS

average length of stay



569 volunteers • **298** staff

1,444 animals cared for by foster families



13,117 animals sterilized


12,140 pets cared for in our Veterinary Centers



9,004 animals protected by humane agents




644 students participated
in Humane Education programs



126,953 calls supported by the Pet Helpline



9,976 families enrolled in
Community Outreach programs



3,562 families served by
behavior and training programs

To read our full FY21 Annual Report, visit animalhumanesociety.org/annual-report

Financials



Legacy Circle
Envisioning a humane future for animals

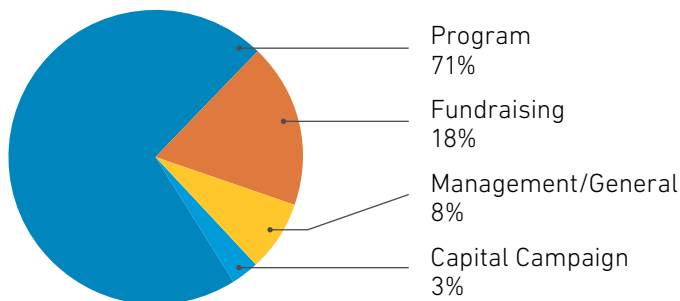
95 New Legacy Circle members

1,176 Total Legacy Circle members



The Minnesota Charities Review Council's Standards of Accountability state that at least 70% of an organization's annual expenses should be for program activity with not more than 30% for management, general, and fundraising expenses combined. Animal Humane Society directed 71% of our expenses back into programming for the animals and our community.

EXPENSES



ANIMAL HUMANE SOCIETY STATEMENT OF ACTIVITIES

For the 12 months ended June 30, 2021

SUPPORT AND REVENUES

Adoption fees and program revenue	4,509,581
Contributions — Operating	9,095,639
Contributions — Capital campaign	2,213,849
Wills and estates	2,527,215
In-kind contributions	309,115
Special events and promotions	554,587
Investment gain (loss)	1,611,821
Dividend and interest income	195,735
Gain (loss) on sale of assets	(40,946)
PPP loan forgiveness	2,842,800
Other	322,944

TOTAL SUPPORT AND REVENUES 24,142,340

EXPENSES

Program services:	
Rescue and outreach	3,980,316
Adoption and surrender	9,492,111
Pet services	478,499
Supporting services:	
Management and general	1,613,499
Capital campaign	591,268
Fundraising	3,588,266
Total supporting services	5,793,033

TOTAL EXPENSES 19,743,959

CHANGE IN NET ASSETS 4,398,381